

# Computing

## Software and Hardware Requirements


### PlanIt Computing: Software and Hardware Requirements Year 1 - Year 6

This document provides an overview of the software requirements and main hardware needed to teach each of the PlanIt Computing units. Please see each pack for any non-digital resources required.

It is assumed that devices have a connection to the Internet and a web browser as most units involve Internet connectivity for at least part of them. You will also need a suitable search engine for several units.












Please check with specific software providers for current guidance on whether it is compatible with your specific device, web browser and for any software cost (most suggested are free).















To look at the resources for each unit, simply click on the unit image in the table below. Alternatively, [click here](#) to view all the units.



### To look at the Deep Dive into Computing:

Whole-School Progression Map please [click here](#). These documents show the progression of computing skills and concepts from year 1 to year 6 and how each unit links to the national curriculum aims.

							KS1	LKS2	UKS2
							<b>Year 1</b>		
									
<b>Software</b>	<ul style="list-style-type: none"> <li>• Simple painting application</li> <li>• School email accounts</li> </ul>		<ul style="list-style-type: none"> <li>• Simple painting application</li> </ul>		<ul style="list-style-type: none"> <li>• ScratchJr app</li> </ul>	<ul style="list-style-type: none"> <li>• Word processor</li> </ul>	<ul style="list-style-type: none"> <li>• Word processor</li> <li>• Simple painting application</li> </ul>		
<b>Hardware</b>	<ul style="list-style-type: none"> <li>• PC devices, such as laptops, Chromebooks and/ or tablets</li> </ul>	<ul style="list-style-type: none"> <li>• PC devices, such as laptops, Chromebooks and/ or tablets</li> </ul>	<ul style="list-style-type: none"> <li>• PC devices, such as laptops, Chromebooks and/ or tablets</li> </ul>	<ul style="list-style-type: none"> <li>• Tablets with cameras</li> <li>• Bee-Bot or similar programmable toy</li> </ul>	<ul style="list-style-type: none"> <li>• Tablets</li> </ul>	<ul style="list-style-type: none"> <li>• PC devices, such as laptops, Chromebooks and/ or tablets</li> <li>• Visualiser or webcam</li> </ul>	<ul style="list-style-type: none"> <li>• PC devices, such as laptops, Chromebooks and/ or tablets</li> </ul>		
							<b>Year 2</b>		
									
<b>Software</b>			<ul style="list-style-type: none"> <li>• Painting application</li> </ul>	<ul style="list-style-type: none"> <li>• Presentation application</li> </ul>		<ul style="list-style-type: none"> <li>• Turtle Logo application (several available - installed or online)</li> <li>• Scratch (installed or online)</li> </ul>	<ul style="list-style-type: none"> <li>• Painting application</li> <li>• Scratch (installed or online)</li> <li>• Presentation application</li> </ul>		
<b>Hardware</b>	<ul style="list-style-type: none"> <li>• PC devices, such as laptops, Chromebooks and/ or tablets</li> </ul>	<ul style="list-style-type: none"> <li>• A range of technology and information technology should be available within school for children to investigate</li> </ul>	<ul style="list-style-type: none"> <li>• PC devices, such as laptops, Chromebooks and/ or tablets</li> </ul>		<ul style="list-style-type: none"> <li>• PC devices, such as laptops, Chromebooks and/ or tablets</li> </ul>	<ul style="list-style-type: none"> <li>• PC devices, such as laptops, Chromebooks and/ or tablets</li> </ul>	<ul style="list-style-type: none"> <li>• PC devices, such as laptops, Chromebooks and/ or tablets</li> </ul>		

							KS1	LKS2	UKS2
							<b>Year 3</b>		
	 <b>Online Safety</b>	 <b>Online Searchers and Surfers</b>	 <b>Drawing and Desktop Publishing</b>	 <b>Presentation Skills</b>	 <b>Programming Turtle Logo and Scratch</b>	 <b>Word Processing</b>	 <b>Using and Applying Skills</b>		
<b>Software</b>	<ul style="list-style-type: none"> <li>School email accounts (optional)</li> </ul>	<ul style="list-style-type: none"> <li>Presentation or word processing software.</li> <li>Access to web browsers and safe child-friendly search engines.</li> </ul>	<ul style="list-style-type: none"> <li>Drawing application (see unit for more detail)</li> <li>Desktop publishing software</li> </ul>	<ul style="list-style-type: none"> <li>Presentation application (with ability to add in audio/video - see unit for more detail)</li> </ul>	<ul style="list-style-type: none"> <li>Turtle Logo application (several available - installed or online)</li> <li>Scratch (installed or online)</li> </ul>	<ul style="list-style-type: none"> <li>Word processor</li> </ul>	<ul style="list-style-type: none"> <li>Presentation application, word processor and desktop publishing software</li> <li>For extension work - Turtle Logo application and Scratch</li> </ul>		
<b>Hardware</b>	<ul style="list-style-type: none"> <li>PC devices, such as laptops, Chromebooks and/or tablets</li> </ul>	<ul style="list-style-type: none"> <li>PC devices, such as laptops, Chromebooks and/or tablets</li> </ul>	<ul style="list-style-type: none"> <li>PC devices, such as laptops, Chromebooks and/or tablets</li> <li>Visualiser/webcam</li> </ul>	<ul style="list-style-type: none"> <li>PC devices, such as laptops, Chromebooks and/or tablets</li> <li>Built-in or plug-in microphones</li> </ul>	<ul style="list-style-type: none"> <li>PC devices, such as laptops, Chromebooks and/or tablets</li> </ul>	<ul style="list-style-type: none"> <li>PC devices, such as laptops, Chromebooks and/or tablets</li> <li>Visualiser or webcam</li> </ul>	<ul style="list-style-type: none"> <li>PC devices, such as laptops, Chromebooks and/or tablets</li> <li>Cameras/tablets/scanner for photographs</li> </ul>		
							<b>Year 4</b>		
	 <b>Online Safety</b>	 <b>Communication and Collaboration</b>	 <b>Animation</b>	 <b>Programming Turtle Logo</b>	 <b>Scratch: Questions &amp; Quizzes</b>	 <b>Word Processing</b>	 <b>Using and Applying Skills</b>		
<b>Software</b>		<ul style="list-style-type: none"> <li>Access to Google accounts including Gmail and Google Drive or</li> <li>Access to Microsoft accounts including Outlook and OneDrive</li> </ul>	<ul style="list-style-type: none"> <li>Pivot Animator (for Windows)</li> <li>Moviesoup (for Windows)</li> </ul>	<ul style="list-style-type: none"> <li>Turtle Logo application (several available - installed or online)</li> </ul>	<ul style="list-style-type: none"> <li>Scratch (installed or online)</li> </ul>	<ul style="list-style-type: none"> <li>Word processor</li> </ul>	<ul style="list-style-type: none"> <li>Depending on project chosen: desktop publishing software, word processor, painting application, animation software, Scratch, video editing software</li> </ul>		
<b>Hardware</b>	<ul style="list-style-type: none"> <li>PC devices, such as laptops, Chromebooks and/or tablets</li> </ul>	<ul style="list-style-type: none"> <li>PC devices, such as laptops, Chromebooks and/or tablets</li> </ul>	<ul style="list-style-type: none"> <li>PC devices, such as laptops</li> </ul>	<ul style="list-style-type: none"> <li>PC devices, such as laptops, Chromebooks and/or tablets</li> </ul>	<ul style="list-style-type: none"> <li>PC devices, such as laptops, Chromebooks and/or tablets</li> </ul>	<ul style="list-style-type: none"> <li>PC devices, such as laptops, Chromebooks and/or tablets</li> </ul>	<ul style="list-style-type: none"> <li>Depending on project chosen: desktop computers, laptops, Chromebooks, tablets, cameras, scanner</li> </ul>		

KS1

LKS2

UKS2

Year 5

	Online Safety	Strategic Searching Online	3D Modelling: SketchUp	Flowol	Radio Station	Scratch 3.0 Developing Games	Using and Applying Skills
<b>Software</b>	<ul style="list-style-type: none"> <li>Photo editing software</li> <li>Comic strip software (optional)</li> </ul>	<ul style="list-style-type: none"> <li>Access to web browsers and safe child-friendly search engines.</li> </ul>	<ul style="list-style-type: none"> <li>SketchUp (free version for schools with G Suite for Education or Microsoft Education account)</li> </ul>	<ul style="list-style-type: none"> <li>Flowol (to be purchased and installed)</li> </ul>	<ul style="list-style-type: none"> <li>Audacity</li> </ul>	<ul style="list-style-type: none"> <li>Scratch 3 (installed or online)</li> </ul>	<ul style="list-style-type: none"> <li>A combination of (see previous year 5 units for more detail): SketchUp, Audacity, Flowol, Scratch, Microsoft Office/ Google Docs or similar</li> </ul>
<b>Hardware</b>	<ul style="list-style-type: none"> <li>Desktop computers, laptops, Chromebooks or tablets</li> </ul>	<ul style="list-style-type: none"> <li>PC devices, such as laptops, Chromebooks and/or tablets</li> </ul>	<ul style="list-style-type: none"> <li>PC devices, such as laptops, Chromebooks and/or tablets</li> </ul>	<ul style="list-style-type: none"> <li>Windows PC or Apple Mac computers</li> </ul>	<ul style="list-style-type: none"> <li>PC devices, such as laptops running Windows or MacOS</li> <li>Built-in or plug-in microphones</li> <li>Speakers or headphones</li> </ul>	<ul style="list-style-type: none"> <li>PC devices, such as laptops, Chromebooks and/or tablets</li> </ul>	<ul style="list-style-type: none"> <li>PC devices, such as laptops and/or Chromebooks</li> <li>Built-in or plug-in microphones</li> <li>Speakers or headphones</li> </ul>

Year 6

	Online Safety	Know Your Network	Film-Making	Kodu Programming	Scratch: Animated Stories	Spreadsheets	Using and Applying Skills
<b>Software</b>		<ul style="list-style-type: none"> <li>Access to web browsers.</li> </ul>	<ul style="list-style-type: none"> <li>Word processor</li> <li>Video editing software</li> </ul>	<ul style="list-style-type: none"> <li>Kodu Game Lab</li> </ul>	<ul style="list-style-type: none"> <li>Scratch (installed or online)</li> </ul>	<ul style="list-style-type: none"> <li>Microsoft Excel but can be adapted for other spreadsheet software</li> </ul>	<ul style="list-style-type: none"> <li>Microsoft Excel (or other spreadsheet software), Scratch or Kodu Game Lab, video editing software</li> </ul>
<b>Hardware</b>	<ul style="list-style-type: none"> <li>PC devices, such as laptops, Chromebooks and/or tablets</li> </ul>	<ul style="list-style-type: none"> <li>PC devices, such as laptops, Chromebooks and/or tablets</li> </ul>	<ul style="list-style-type: none"> <li>PC devices, such as laptops, Chromebooks and/or tablets</li> <li>Digital video cameras and/or tablets</li> <li>Microphones (if required)</li> <li>Large screen or whiteboard</li> </ul>	<ul style="list-style-type: none"> <li>PC devices, such as laptops, Chromebooks and/or tablets</li> </ul>	<ul style="list-style-type: none"> <li>PC devices, such as laptops, Chromebooks and/or tablets</li> <li>Built-in or plug-in microphones</li> </ul>	<ul style="list-style-type: none"> <li>PC devices, such as laptops, Chromebooks and/or tablets</li> </ul>	<ul style="list-style-type: none"> <li>PC devices, such as laptops, Chromebooks and/or tablets</li> <li>Video recording equipment (tablets, digital video cameras, microphones)</li> </ul>