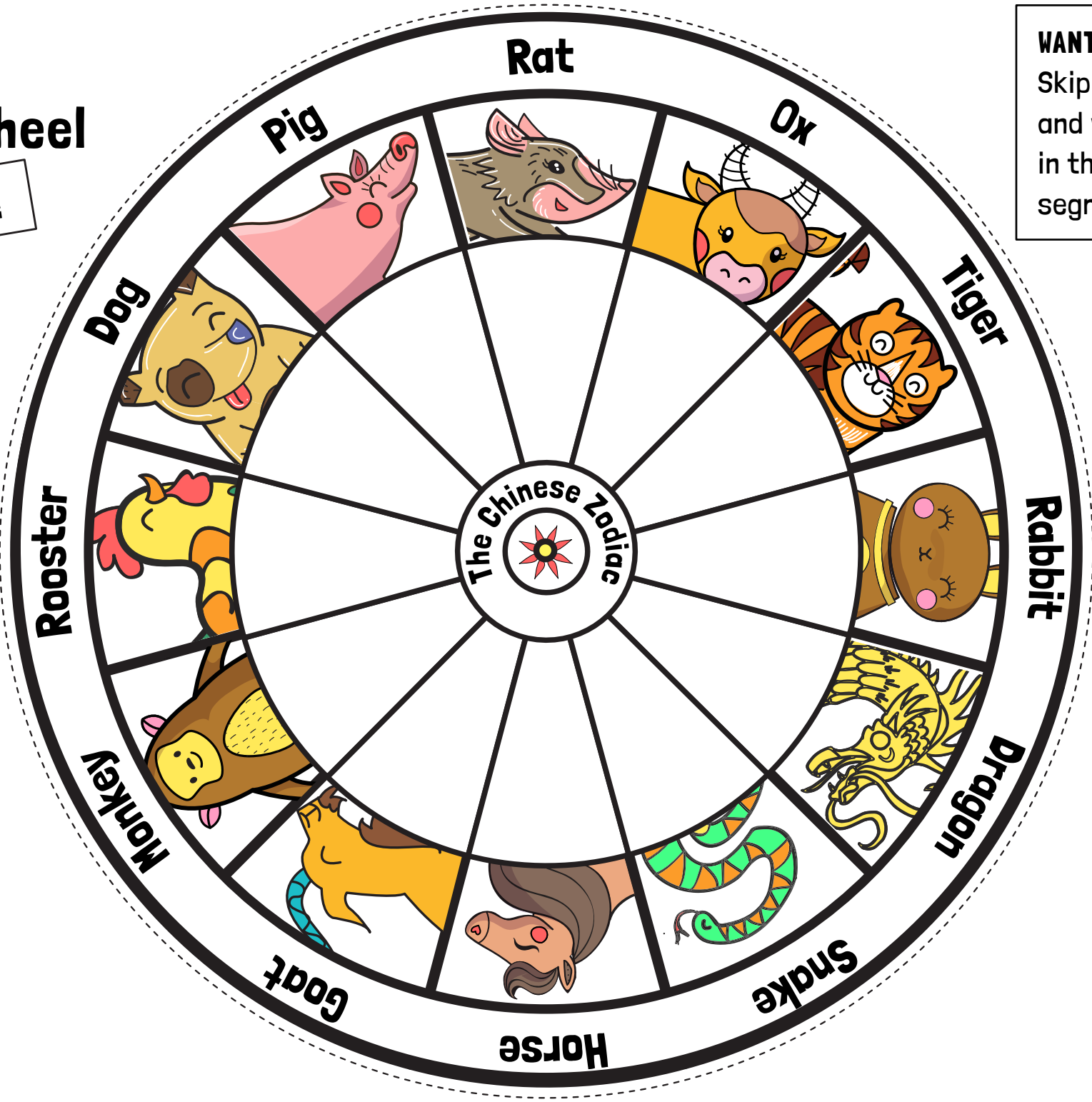


# Chinese Zodiac Wheel

**Spinner!**

**WANT A CHALLENGE?**  
Skip the dates layer  
and write your own  
in these empty  
segments!




Many years ago, in China, The Jade Emperor decided there should be a way of measuring time. Make your own Zodiac Wheel in order to tell which year it is!

Bottom layer

# Chinese Zodiac Wheel

Spinner!



Dates to cut out and stick on the correct animal

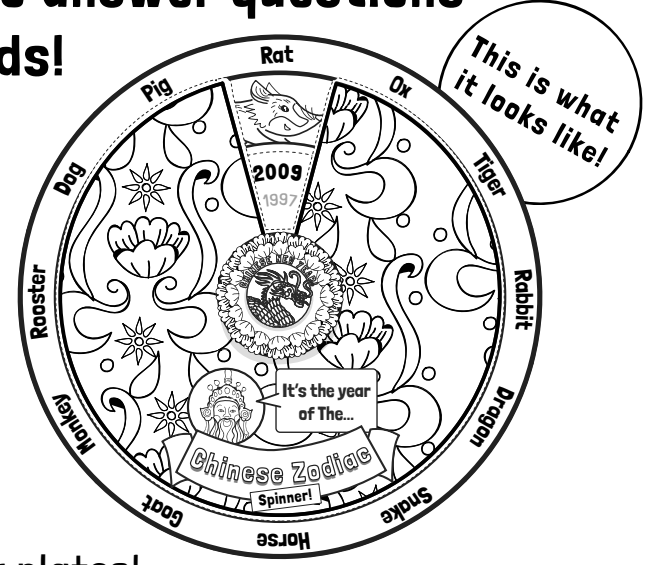
**Optional idea:**  
Make **without** the 'Top Layer'. Simply attach the the dates and the 'Bottom Layer' together with a paper fastener and guess what date belongs to which animal!

## Instructions

- 1 Cut around all of the dotted lines on each sheet.
- 2 When all cut out, glue the correct dates onto each animal.
- 3 Hold the 'Top layer' on to the bottom layer.
- 4 Then use a 'Paper Fastener' or 'Drawing Pin and Blu Tack' and push them through the circle in the middle to attach both plates together.



Now you have a your own 'Chinese Zodiac Spinner'. Spin it around to answer questions from your friends!



Can be made with or without paper plates!

**Chinese  
Zodiac Wheel**

**Spinner!**

**Test your friends!**

Ask them things like...

- Can you tell me what year the rat is?

- What year was the ox in?

- Who was the animal for 2009?



**Top  
layer**

**Chinese Zodiac**

**Spinner!**